

Application

The CRD-1 is a UL555C classified damper designed for protection of ceiling openings in fire rated floor/ceiling assemblies with fire resistance ratings of 3 hours or less. This product can also be applied to steel lay-in style ceiling diffusers up to 24 in. x 24 in. (610 mm x 610 mm) maximum size when installed with an approved thermal blanket.

Construction

Construction		Standard	Optional
Frame Material		Galvanized steel*	-
Frame Type		Standard	Top, Bottom, or Top/Bottom Extension
Blade Material		Galvanized steel*	-
Closure Device		Fusible link	Volume controller
Fusible Link		165°F (74°C)	212°F (100°C)
Blade Insulation	Under 115.46 sq. in. (74,490 sq. mm)	Not required	-
	Over 115.46 sq. in. (74,490 sq. mm)	Non-asbestos UL classified	-

* in gauges required by UL listing R13446



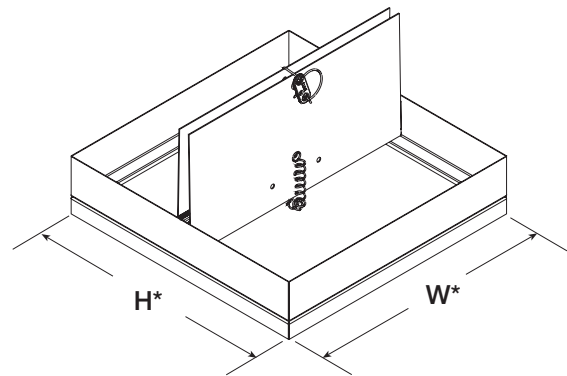
See complete marking on product.
UL 555C Classification
R13446

Model CRD-1 meets the requirements for ceiling radiation dampers established by:

- National Fire Protection Association NFPA Standards 90A, and 101
- International Building Codes (IBC)

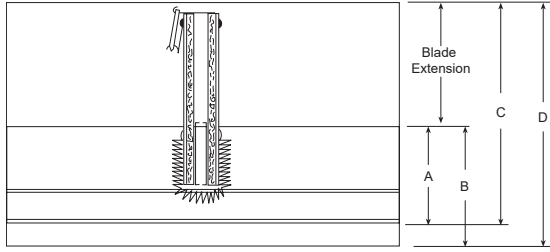
Size Limitations

W & H	Minimum Size	Maximum Size
Inches	4 x 6	24 x 24
mm	101 x 152	610 x 610



*W & H dimensions furnished approximately ¼ in. (6mm) under size.

Frame Options

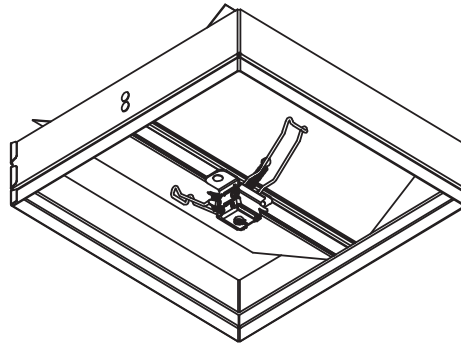


Blade Extension = Nominal Height/2 - 2.375

Frame Option Dimensions					
Damper Model	Height (in.)	A	B	C	D
CRD-1 Standard Frame	6 - 24	2 ¹³ / ₁₆	-	-	-
CRD-1B Bottom Extension	6 - 24	-	4 ³ / ₄	-	-
CRD-1T Top Extension	6 - 10 ¹ / ₄	-	-	6 ³ / ₄	-
	10 ¹ / ₂ - 16 ¹ / ₄	-	-	9 ³ / ₄	-
CRD-1BT Bottom and Top Extension	6 - 10 ¹ / ₄	-	-	-	8 ⁷ / ₈
	10 ¹ / ₂ - 16 ¹ / ₄	-	-	-	11 ⁷ / ₈
	16 ¹ / ₂ - 24	-	-	-	14 ⁷ / ₈

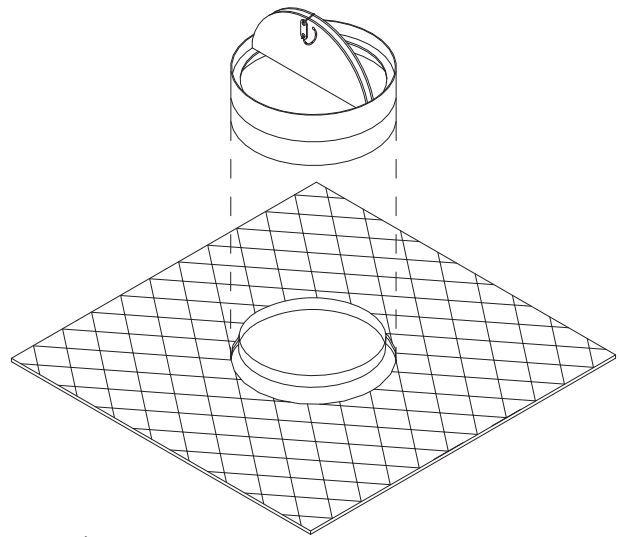
Volume Controller Option

A volume controller is used to manually set the blades at a given angle to regulate the airflow (24 in. x 16 in. [610 mm x 406 mm] maximum). Adjusting the cap screw will open and close the blades.



Thermal Blanket Option

Ceramic fiber or mineral wool thermal blanket available.



CRD-2 shown

Document Links



INSTALLATION



CATALOG



SELECTION GUIDE



WARRANTY