

Applications

Model FD-110 is a narrowline static rated fire damper approved for use in walls, floors, and partitions with a fire resistance rating less than 3 hours. This model carries a 1 1/2 hour UL 555 fire damper label and is static rated for use in HVAC systems that are automatically shut down in the event of a fire.

Ratings

UL 555 Fire Resistance Rating

Fire Rating: 1 1/2 Hours

Construction

	Standard	Optional
Frame Material	Galvanized steel*	-
Frame Depth	2 3/16 in. (56mm)	-
Blade Material	Galvanized steel*	-
Closure Spring	Stainless steel	-
Fusible Link	165°F (74°C)	212°F (100°C)
Mounting	Vertical	Horizontal Horizontal Non-concrete

* in gauges required by UL listing R13317



* These dimensions are furnished approximately 1/4 in. (6mm) undersize.



See complete marking on product.

UL 555 Classification R13317

CAN/ULC S112 Classified Fire Damper

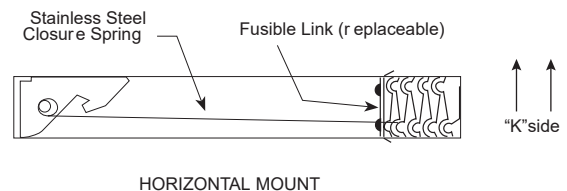
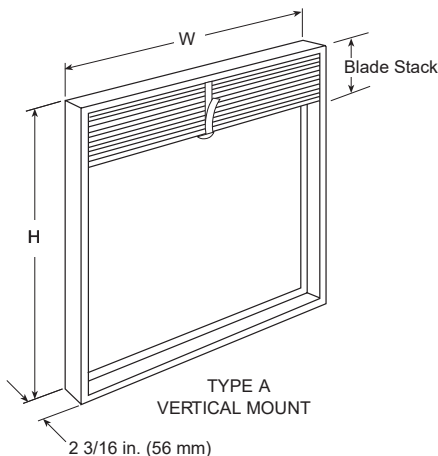
Model FD-110 meets the requirements for fire dampers established by:

National Fire Protection Association

(NFPA Standards 80, 90A & 101)

Underwriters Laboratories Standard 555 (Listing #R13317)

IBC International Building Codes



Options and Accessories

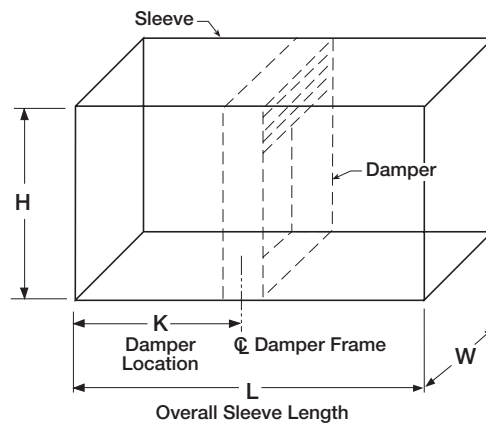
- Breakaway connections
- Clean wrap
- Closed indicator switch
- Flanges
- Grille tabs
- Retaining angles
- Sealed transitions and sleeve
- Transitions: B, B2

Factory Sleeve Option

All fire damper installations require the use of sleeves, angles and methods described in the installation instructions. Sleeves can be field fabricated or factory furnished as a completed damper/sleeve assembly.

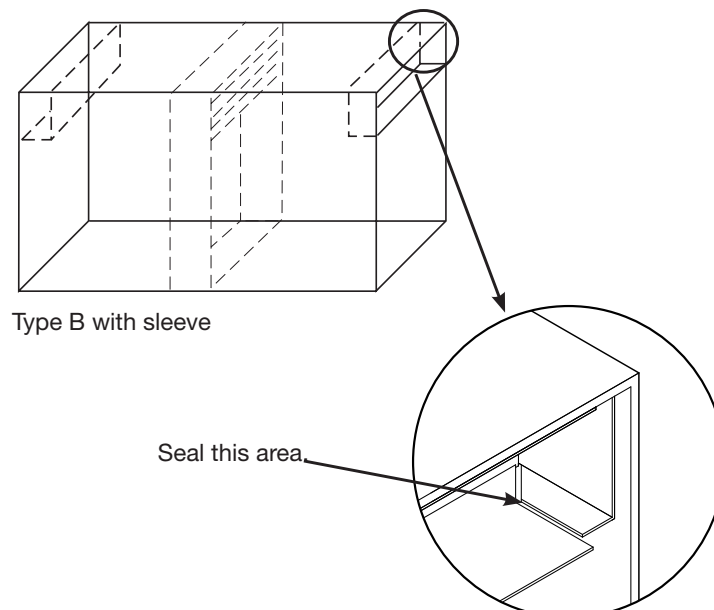
Sleeves are galvanized steel and are available in 20 through 10 ga. (1 mm - 3.5mm) thicknesses and lengths up to 36 in. (914mm).

"K" dimension specifies location of damper within the sleeve. Minimum is 4 in. (102mm), maximum is "L" less 4 in. (102mm), which allows for retaining angle installation, and duct connection at each end of the sleeve. If "K" dimension is not specified, it will be provided as one half of "L" dimension (damper centered in sleeve).



Sealed Option

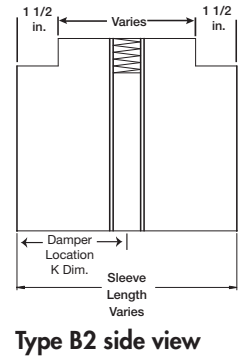
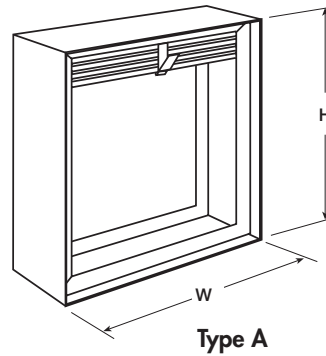
When sealed option is selected, damper sleeve will be sealed to the damper frame or selected transition using UL approved sealant. For B transitions, the corners will need to be field sealed in the area where the duct to sleeve connection is made.



Type A, B, and B2

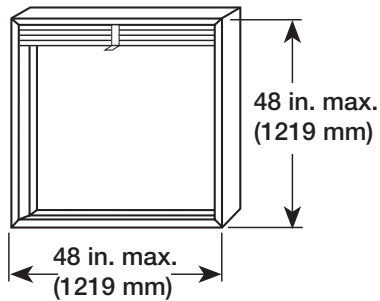
Dampers larger than maximum single section size are supplied in two or more sections of equal size. Multi-section dampers are factory assembled ready for installation. Dimensions are in inches (mm).

Vertical or Horizontal Mount		
Inches (mm)	Type A	Type B
Minimum Single Section	4 x 4 (102 X 102)	4 X 3 (102 X 76)
Maximum Single Section	48 X 48 (1219 X 1219)	48 X 42 (1219 X 1067)
Maximum Multi-Section	96 x 48 (2438 x 1219)	96 x 42 (2438 x 1067)

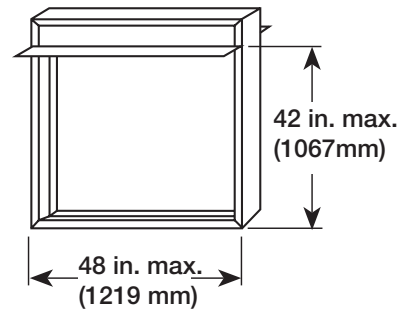


Maximum Single Section Dimensions

Type A - Maximum Dimensions

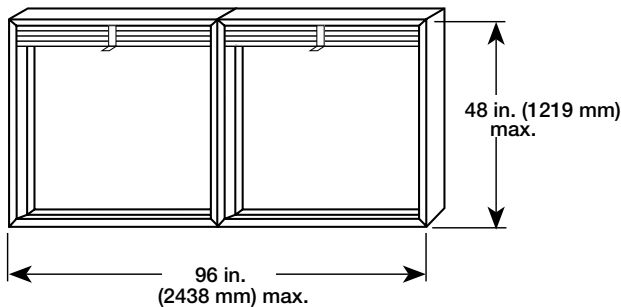


Type B - Maximum Dimensions



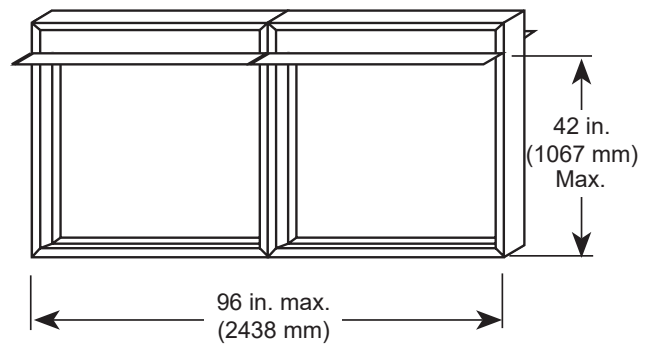
Maximum Multi-Section Dimensions

Maximum height is 48 in. (1219 mm) when width is 96 in. (2438 mm) or less.



Type A

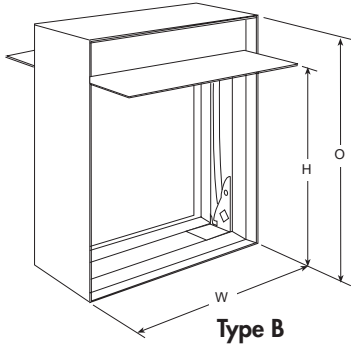
Maximum damper height is 42 in. (1067 mm) when combination width is 96 in. (2438 mm) or less.



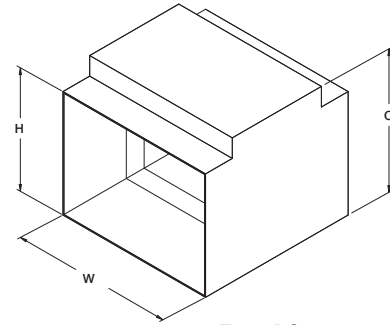
Type B

Note: All multi-section dampers with transitions will include a factory sleeve.

Type B and B2 Overall Dimensions



Type B



Type B2

H*	O*
3 (76)	5 (127)
4 (102)	6 (152)
5 (127)	7 (178)
6 (152)	8 (203)
7 (178)	9 (229)
8 (203)	10 (254)
9 (229)	11 (279)
10 (254)	12 (305)
11 (279)	13 (330)
12 (305)	14 (356)
13 (330)	15 (381)
14 (356)	16 (406)
15 (381)	18 (457)
16 (406)	19 (483)
17 (432)	20 (508)
18 (457)	21 (533)
19 (483)	22 (559)
20 (508)	23 (584)
21 (533)	24 (610)
22 (559)	26 (660)

H*	O*
23 (584)	27 (686)
24 (610)	28 (711)
25 (635)	29 (737)
26 (660)	30 (762)
27 (686)	31 (787)
28 (711)	32 (813)
29 (737)	33 (838)
30 (762)	34 (864)
31 (787)	36 (914)
32 (813)	37 (940)
33 (838)	38 (965)
34 (864)	39 (991)
35 (889)	40 (1016)
36 (914)	41 (1041)
37 (940)	42 (1067)
38 (965)	44 (1118)
39 (991)	45 (1143)
40 (1016)	46 (1168)
41 (1041)	47 (1194)
42 (1067)	48 (1219)

*Dimensions are in inches (mm). These dimensions are furnished approximately ¼ in. (6mm) undersize.

Document Links



[INSTALLATION](#)



[CATALOG](#)



[SELECTION GUIDE](#)



[WARRANTY](#)